

zoom



ZOOM Meetings

Erika Piccinelli – Ausl di Bologna

Le caratteristiche

Costo/gratuità

- BASIC - Accesso gratuito (fino a 100 partecipanti, tempo illimitato per sessioni a 2, tempo limitato a 40 min per sessioni di gruppo, numero link illimitati ma uso di un link alla volta, supporto online)
- Altre utilità in pacchetti a pagamento (a partire da €13.99/mese)

Compatibilità browser; Integrabilità; Server

- Con tutti i browser - pienamente supportati Chrome e Mozilla (plug in disponibili)
- Sì, può integrare ed essere integrato in altre piattaforme tramite il protocollo LTI (Learning Tools Interoperability). Zoom è un LTI Tool Provider.
- I servizi di Zoom sono su Server dedicato

Accessibilità

- Standard di accessibilità previsti da WCAG 2.1 AA Standards, Revised Section 508, Standards EN 301 549 Accessibility requirements. Disponibili: sottotitoli, accessibilità da tastiera semplificata, trascrizione automatica, sistema di interpretazione degli oggetti sullo schermo

Le caratteristiche

Profili disponibili

- Host -co-host - partecipante.
- Amministratore solo nella versione Pro

Strumenti disponibili

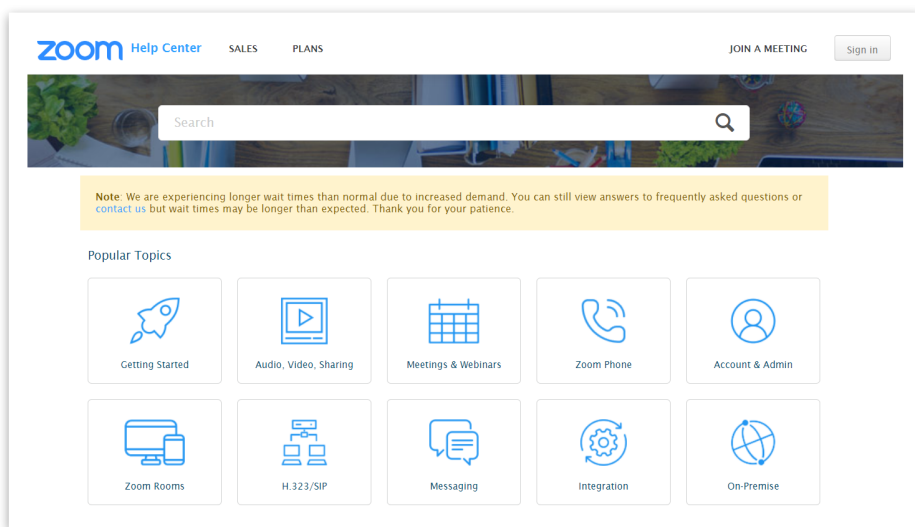
- audio/video
- condivisione schermo e files
- lavagna condivisa
- chat
- breakout rooms (stanze per gruppi) – solo nella versione a pagamento
- sondaggi – solo nella versione a pagamento
- collegamento con sistemi di archiviazione – solo nella versione a pagamento
- Registrazione in locale (Basic) e in cloud (versioni a pagamento)

Condivisione schermo

- E' possibile condividere lo schermo
- E' possibile condividere, selezionandola, una finestra, una lavagna
- Tutti gli utenti possono contemporaneamente condividere il proprio schermo o una finestra (definisce host le regole)

Tutorial e Guida

Guida



Tutorial

Zoom Video Tutorials

View Live Training

Please [click here](#) to register for upcoming live training or access recent recordings for Zoom Meetings, Webinars, Zoom Rooms and Administrators.

Zoom Meetings and Webinars



Join a Meeting

[Learn More](#)



Scheduling a Meeting with Zoom Website

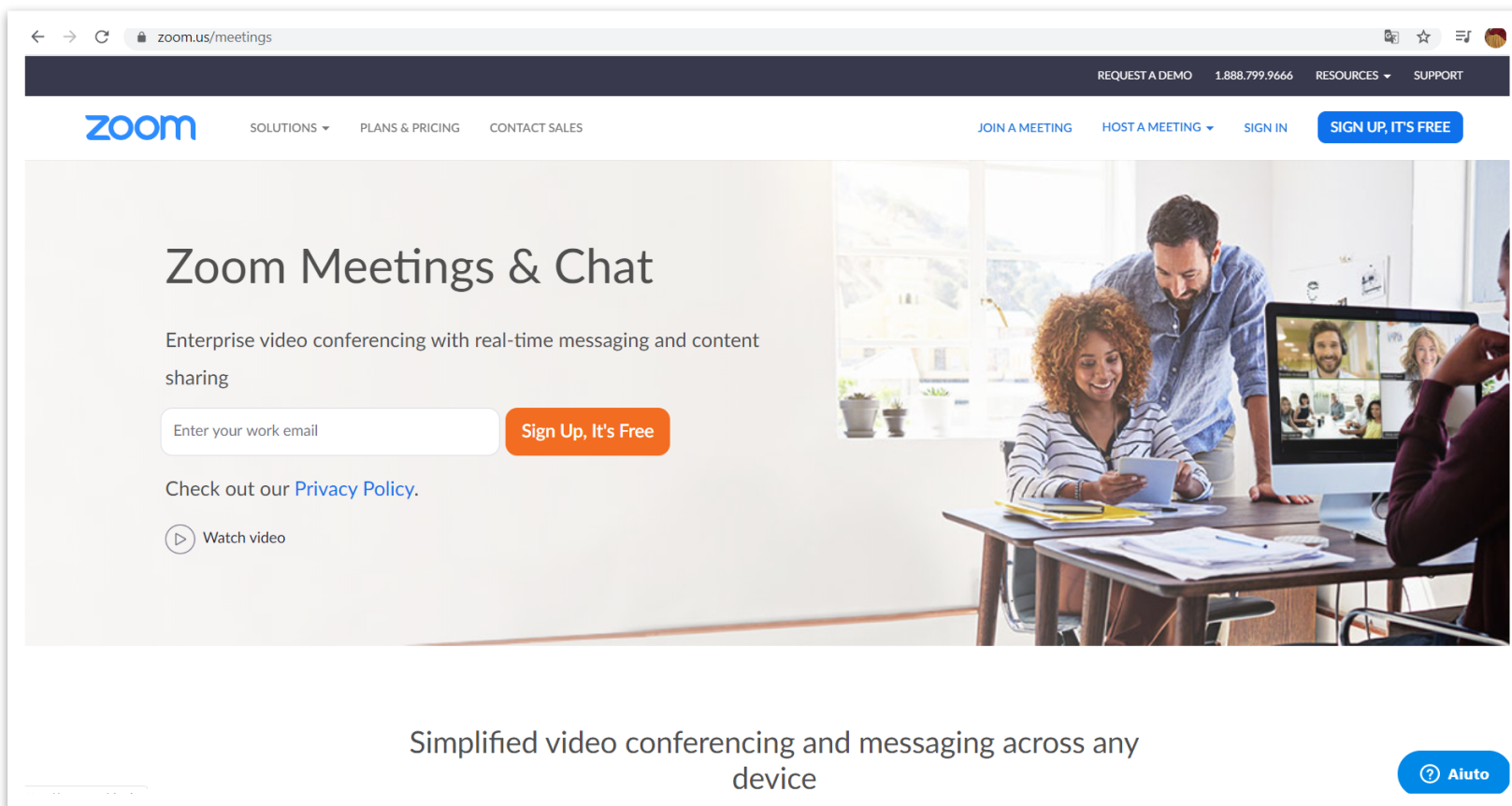
[Learn More](#)



Meeting Controls

[Learn More](#)

Zoom – come si presenta



The screenshot shows the Zoom website homepage. At the top, there's a navigation bar with links for 'REQUEST A DEMO', '1.888.799.9666', 'RESOURCES', and 'SUPPORT'. Below this, the Zoom logo is on the left, and links for 'SOLUTIONS', 'PLANS & PRICING', 'CONTACT SALES', 'JOIN A MEETING', 'HOST A MEETING', 'SIGN IN', and a 'SIGN UP, IT'S FREE' button are on the right. The main content area features the heading 'Zoom Meetings & Chat' and the subtext 'Enterprise video conferencing with real-time messaging and content sharing'. There's a form to 'Enter your work email' with a 'Sign Up, It's Free' button. Below this, it says 'Check out our Privacy Policy.' and a 'Watch video' link. On the right, there's a large image of three people in an office setting, with one person using a laptop displaying a Zoom meeting. At the bottom, it says 'Simplified video conferencing and messaging across any device' and has an 'Aiuto' (Help) button.

zoom.us/meetings

REQUEST A DEMO 1.888.799.9666 RESOURCES SUPPORT

zoom SOLUTIONS PLANS & PRICING CONTACT SALES JOIN A MEETING HOST A MEETING SIGN IN SIGN UP, IT'S FREE

Zoom Meetings & Chat

Enterprise video conferencing with real-time messaging and content sharing

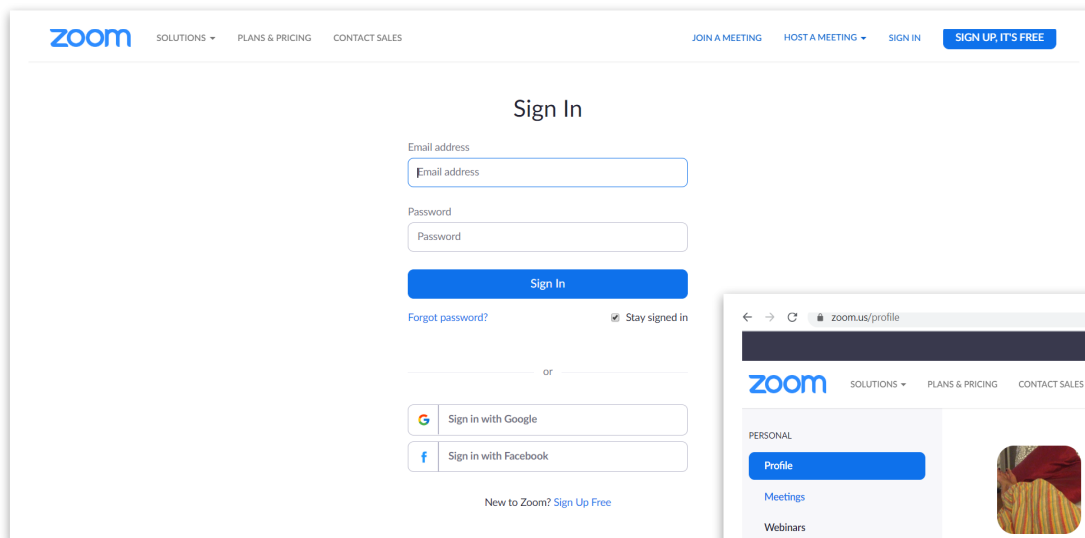
Enter your work email [Sign Up, It's Free](#)

Check out our [Privacy Policy](#).

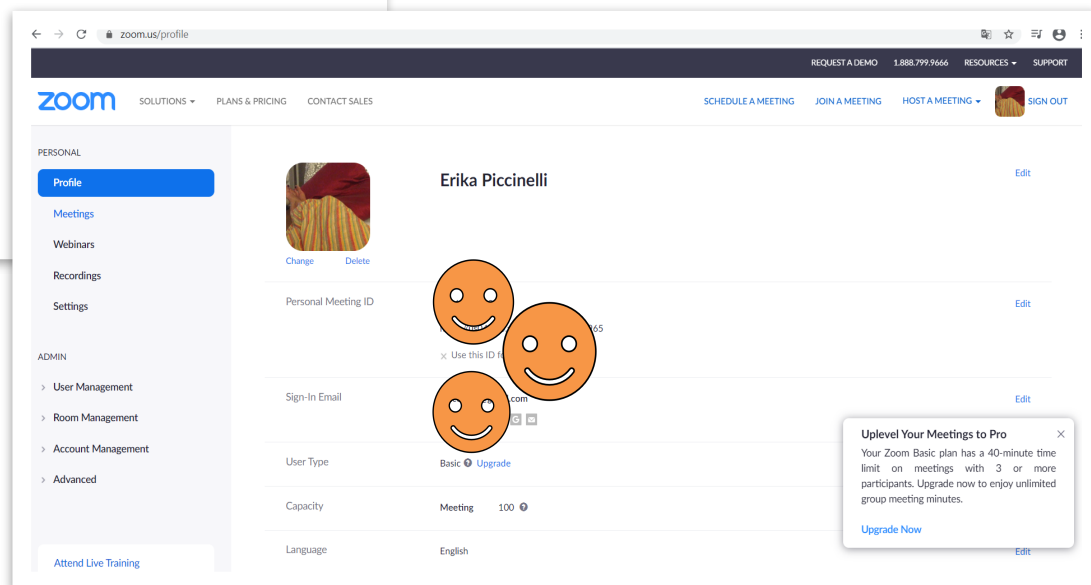
[Watch video](#)

Simplified video conferencing and messaging across any device [Aiuto](#)

Registrazione gratuita (obbligatoria per Host)

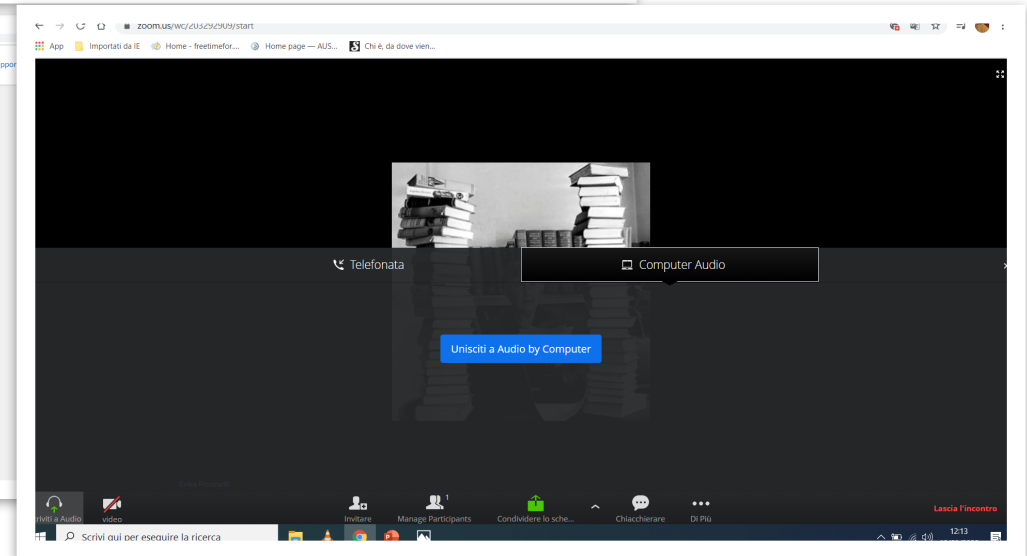
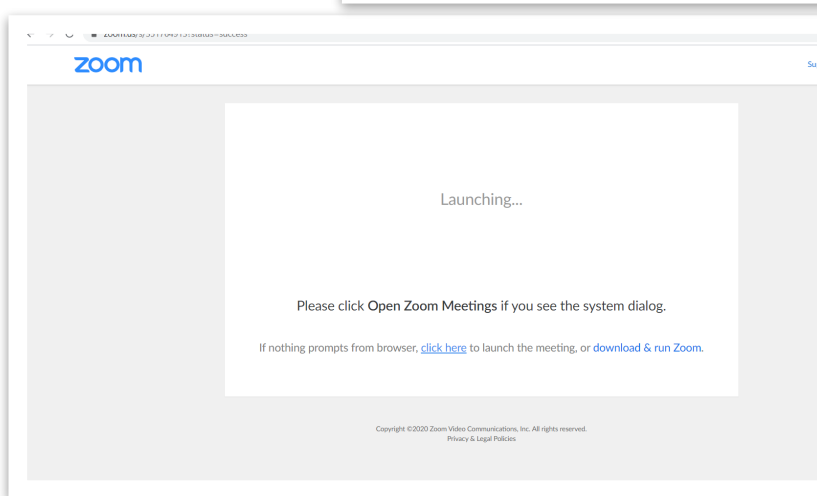
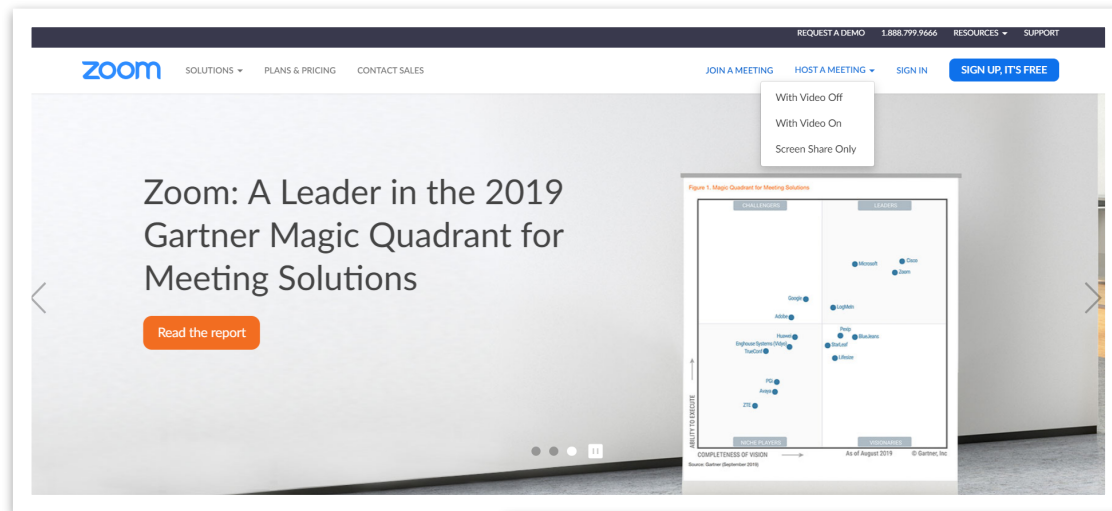


The image shows the Zoom Sign In page. At the top, there's a navigation bar with the Zoom logo and links for SOLUTIONS, PLANS & PRICING, CONTACT SALES, JOIN A MEETING, HOST A MEETING, SIGN IN, and a blue button that says "SIGN UP, IT'S FREE". The main heading is "Sign In". Below it, there are two input fields: "Email address" and "Password". A blue "Sign In" button is positioned below these fields. There are also links for "Forgot password?" and a checkbox for "Stay signed in". Below the input fields, there's a section for social login with "Sign in with Google" and "Sign in with Facebook" buttons. At the bottom, there's a link for "New to Zoom? Sign Up Free".

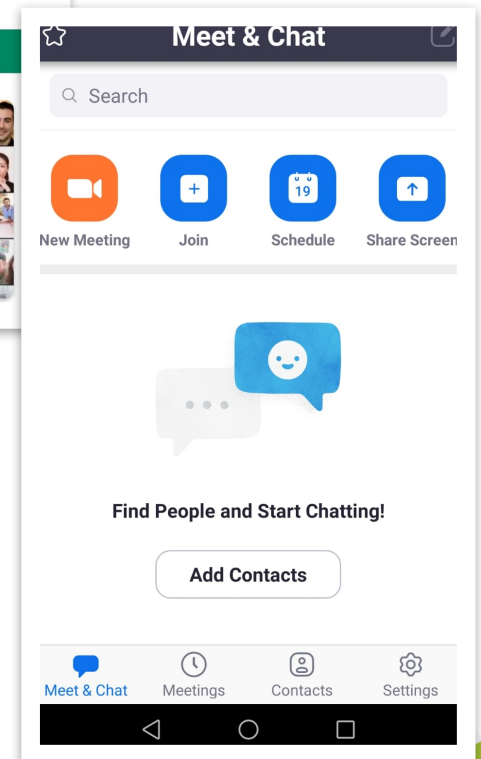
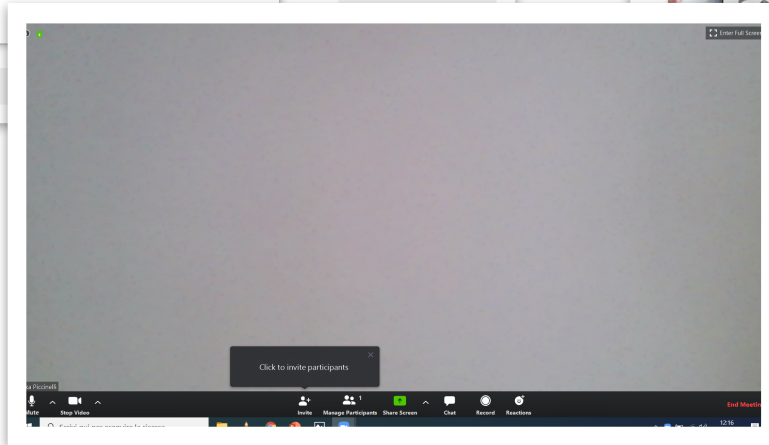
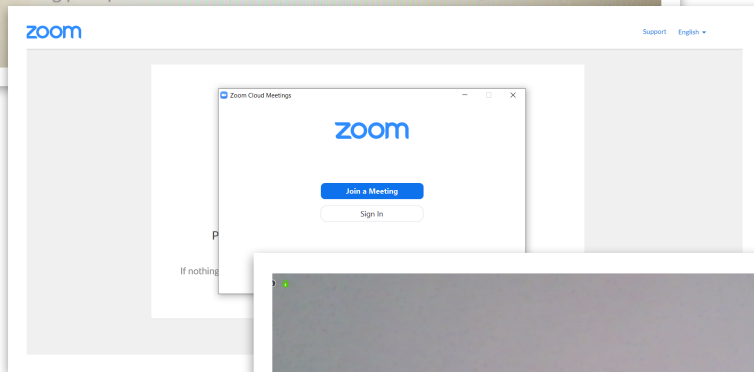
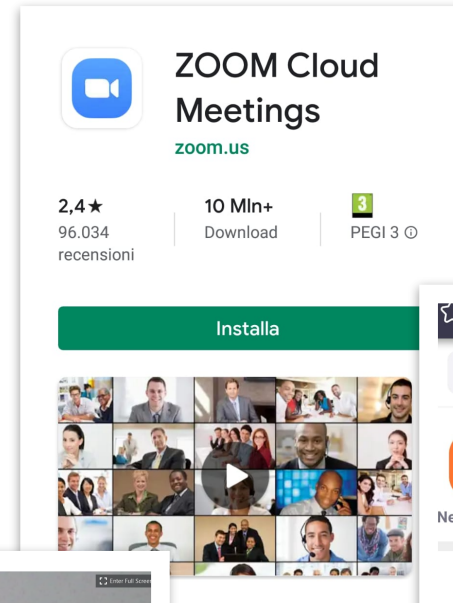
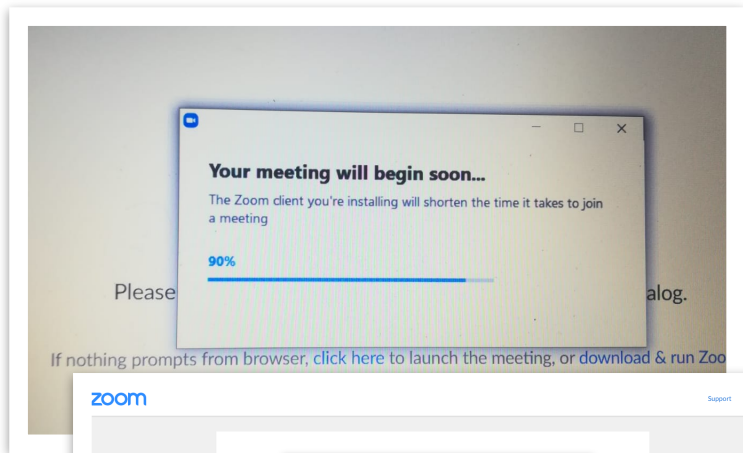


The image shows the Zoom Profile page for a user named Erika Piccinelli. The page has a dark header with the Zoom logo and navigation links. The main content area is divided into a left sidebar and a main profile section. The sidebar has a "PERSONAL" section with links for Profile, Meetings, Webinars, Recordings, and Settings. Below this is an "ADMIN" section with links for User Management, Room Management, Account Management, and Advanced. The main profile section shows the user's name "Erika Piccinelli", a profile picture, and a "Personal Meeting ID". Below the ID, there are three orange smiley face icons representing meeting capacity. The page also shows the user's "Sign-In Email", "User Type" (Basic), "Capacity" (Meeting 100), and "Language" (English). A blue "Upgrade Now" button is visible in the bottom right corner.

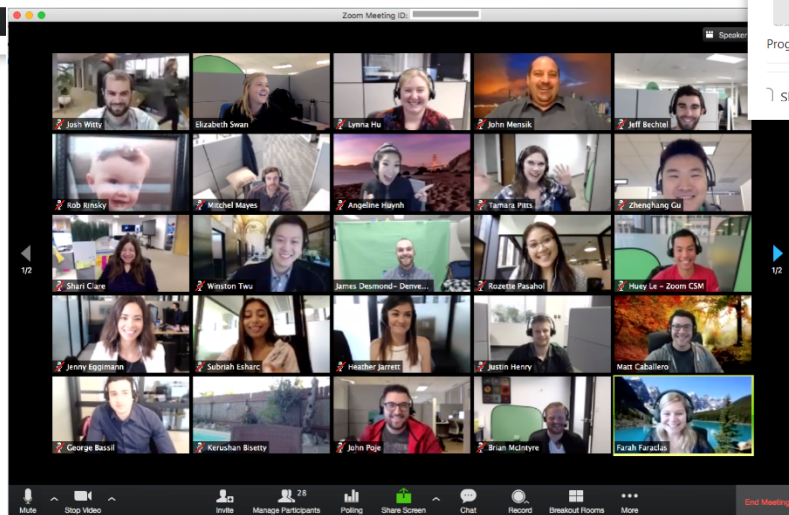
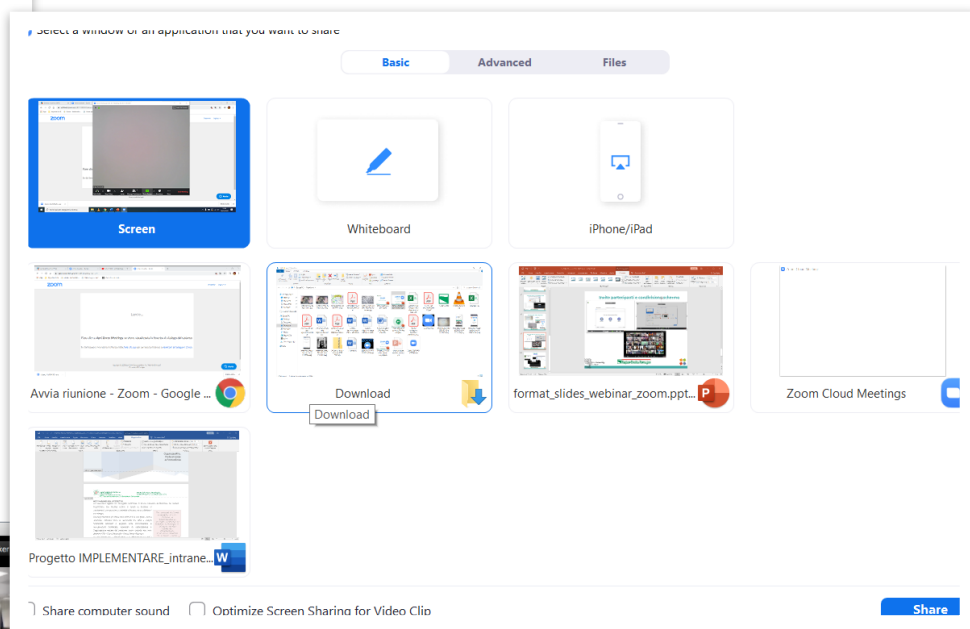
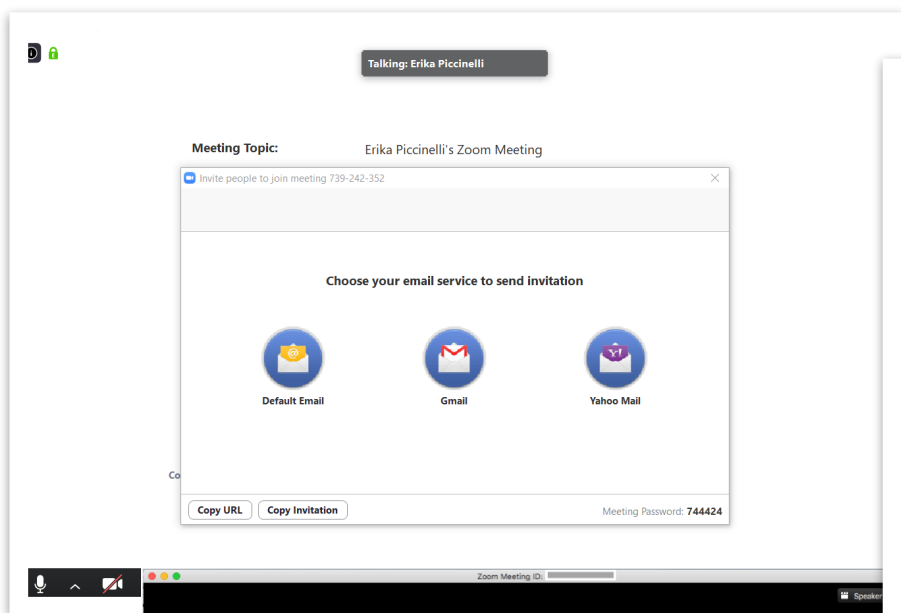
Avviare un meeting e condividerlo da Web



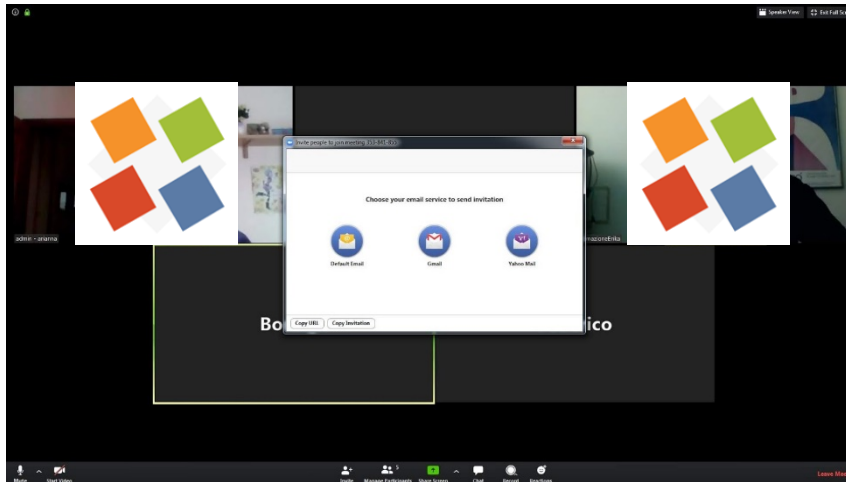
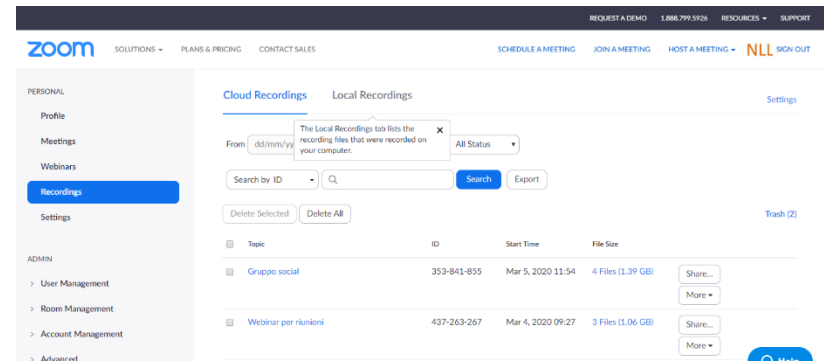
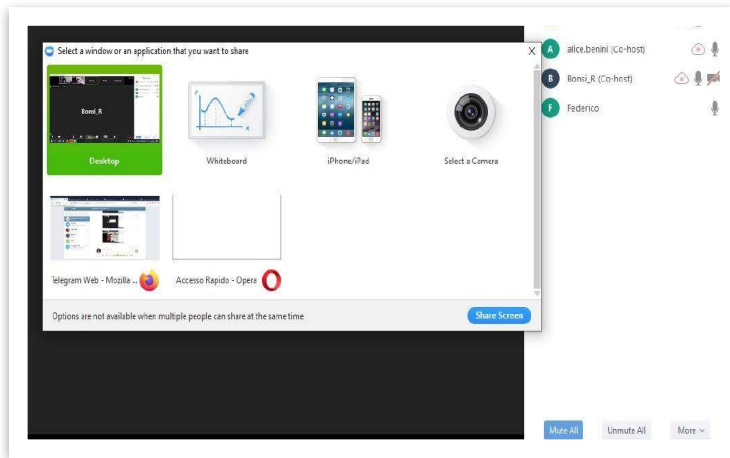
Installando Zoom Client /App mobile



Invito partecipanti e condivisione schermo



Screenshot



Tutorial in italiano

Grazie dell'attenzione

